



2012

证券代码: 002449

证券简称: 国星光电

披露时间: 2012年8月16日

..... **3**

..... **4**

..... **5**

..... **9**

..... **14**

..... **20**

..... **34**

..... **43**

..... **138**

A	002449	B	
A		B	
	FOSHAN NATIONSTAR OPTOELECTRONICS CO., LTD		
	NATIONSTAR		
	18		
	528000		
	18		
	528000		
	http://www.nationstar.com		
	stock@nationstar.com		

	18	18
	0757-82109323	0757-82100271
	0757-82100268	0757-82100268
	dangjianzhong@nationstar.com	liudi@nationstar.com

	http://www.cninfo.com.cn

□ √ □

	1-6		(%)
	445,885,245.42	546,110,450.53	-18.35%
	40,556,387.18	75,117,726.41	-46.01%
	51,006,454.96	79,014,673.72	-35.45%
	42,086,273.40	58,066,016.99	-27.52%
	33,203,715.79	55,141,506.51	-39.78%
	31,857,320.78	-62,658,004.49	150.84%
			(%)
	3,182,414,349.90	2,687,460,386.34	18.42%
	2,104,206,814.02	2,115,870,540.62	-0.55%
	430,000,000.00	215,000,000.00	100%

	1-6		(%)
/	0.098	0.135	-27.41%
/	0.098	0.135	-27.41%
/	0.077	0.128	-39.84%
%	2%	2.74%	-0.74%
%	1.99%	2.83%	-0.84%
%	1.58%	2.61%	-1.03%
%	1.57%	2.69%	-1.12%
/	0.074	-0.29	125.52%
			(%)
/	4.89	9.84	-50.3%
%	26.81%	12.99%	13.82%

2 2012 4 18 2011 2011 2011 12 31 21500
 10 2.5 53,750,000.00
 10 10 21500 21500 43000

3

4

<1>

	2012 1-6	2011 1-6	(%)
	44,588.52	54,611.05	-18.35%
	4,208.63	5,806.60	-27.52%
	5,878.22	4,759.18	23.51%
:	1,570.07	1,140.82	37.63%
	4,669.57	4,400.17	6.12%
	-361.42	-781.81	53.77%

1 44,588.52 18.35% SMD
 2 4,208.63 27.52% 18.35%
 5 564.49
 3 5,878.22 23.51% 37.63% 6.12%
 53.77% 564.49

<2>

	2012 6 30	2011 12 31	(%)
	10,463.05	7,605.01	37.58%
	32,091.69	7,503.48	327.69%
	0.00	3,500.00	-100.00%
	0.00	73,930.00	-100.00%
	49,814.49	0.00	
	43,000.00	21,500.00	100%

	0.00	520.00	-100.00
	24,024.33	8,966.23	167.94
	60.00	415.00	-85.54
	500.00	20,000.00	-97.50
	50,397.31	292.76	17114.55
	3,500.00	0.00	
	3,123.74	0.00	

1		38.45%	
2		101.05%	
3	100.00%		
4		167.94%	
5	85.54%		
6	97.50%		
7		17,114.55%	5
8	3,500.00		
9	3,123.74		750

1

√

2

√

3

			/

4

√

--	--	--

0.098

4.89

2

√ □

--	--	--

	3,630,000.00	3,630,000.00	7,260,000.00	2013	7	16
	2,112,000.00	2,112,000.00	4,224,000.00	2013	7	16
	1,812,800.00	1,812,800.00	3,625,600.00	2013	7	16
	30,167,600.00	30,167,600.00	60,335,200.00	2013	7	16
	100,109,950.00	100,109,950.00	200,219,900.00	--	--	

1

[2010]751

2010

7 5

A

5,500

1

28

1,100

4,400

2010 7 16

3

2010 10 16

2

2011

1

5

2

[2011]2084

3

4

A

(

)

5

6

100

7

5

3

8

6.8%

3

2012 5 3

2013 2017

5 3

2017 5 3

2013

2015

5 3

2015

5 3

9

AA

AA

10

5

1,000

49,000

2012 5 8

[2012]810A49

2

□ √

3

□ √

1

24,156.00

2

		(%)				
		14.03%	60,335,200.00	60,335,200.00		
		8.19%	35,200,000.00	35,200,000.00		
		5.58%	24,000,000.00	24,000,000.00		
		5.49%	23,600,000.00	23,600,000.00		
		5.47%	23,520,000.00	0.00		
		1.69%	7,260,000.00	7,260,000.00		
		1.66%	7,128,000.00	7,128,000.00		
		1.46%	6,270,400.00	6,270,400.00		
		1.44%	6,204,000.00	6,204,000.00		
		1.44%	6,204,000.00	6,204,000.00		
/						

√ □

	23,520,000.00	A	23,520,000.00
	6,000,000.00	A	6,000,000.00
	4,916,800.00	A	4,916,800.00
	4,581,987.00	A	4,581,987.00
	3,860,000.00	A	3,860,000.00
	3,122,000.00	A	3,122,000.00
	2,900,000.00	A	2,900,000.00
	2,880,000.00	A	2,880,000.00
-005L-FH002	2,754,448.00	A	2,754,448.00
	2,740,000.00	A	2,740,000.00

1 2007 9 3

2 14.03%
51% 2007 7 20

3
51%

3

1

□ √

2

□ √ □

	8,280	19.26%
	6,033.52	14.03%
14,313.52	33.29%	

			58	2007 07 31	2013 09 30	2,706,000.00	2,706,000.00	0.00	5,412,000.00	0.00	0.00		
			45	2010 10 15	2013 09 30	3,630,000.00	3,630,000.00	0.00	7,260,000.00	0.00	0.00		
			50	2010 10 15	2013 09 30	3,135,200.00	3,135,200.00	0.00	6,270,400.00	0.00	0.00		
			45	2010 10 15	2013 09 30	1,812,800.00	1,812,800.00	0.00	3,625,600.00	0.00	0.00		
			46	2010 10 15	2013 09 30	3,564,000.00	3,564,000.00	0.00	7,128,000.00	0.00	0.00		
			47	2010 09 30	2013 09 30	2,112,000.00	2,112,000.00	0.00	4,224,000.00	0.00	0.00		
		;	44	2011 03 04	2013 09 30	0.00	0.00	0.00	0.00	0.00	0.00		
	--	--	--	--	--	67,299,800.00	67,299,800.00		134,599,600.00			--	--

□ √

√ □

			2007 04 24		
			2007 04 24		
			2007 04 24		
			2007 04 24		
			2007 04 24		
			2007 04 24		
			2007 04 24		

√ □

				2009 12 25		
				2011 02 11		
				2011 04 27		
				2011 10 20		
				2012 05 06		
				2010 12 23		
				2011 02 11		
				2011 10 20		
				2012 05 06		

			2009 12 25		
			2010 10 20		
			2010 12 23		
			2011 02 11		
			2010 12 23		
			2010 12 23		
			2011 10 20		
			2012 05 06		

			2012 04 10	

	1,663
	1,663

1

2012		44,588.52	18.35 %	4,055.64
	46.01%			27.52%
0.098		1.99%	0.074	23.45%
		2012 6 30		

2

5

2012	2011	
2.34%	2.27%	9.90%

0.07%

6

2011 8

6,000

2011 12 31

2012

LED

	20,483	LED		15%	55,968	19,249	-4,496
	1,000			100%	1,688	1,126	12.5
	60,000	LED	LED	66.67%	66,426	60,304	-12.5
	10,000			60%	2,467	2,466	-21
	500	LED	LED	30%	204	191	-8.7

1**1**

			(%)	%	%	%
	443,837,578.23	339,750,077.48	23.45%	-18.55%	-19.24%	0.65%

1	Lamp LED	17,188,226.25	15,513,304.36	9.74%	-23.67%	-26.31%	3.23%
2	SMD LED	318,705,460.89	252,128,927.18	20.89%	-20.26%	-22.72%	2.52%
3		64,244,490.41	48,366,227.81	24.72%	-1.6%	9.18%	-7.43%
4		43,699,400.68	23,741,618.13	45.67%	-23.92%	-18.39%	-3.68%
		443,837,578.23	339,750,077.48	23.45%	-18.55%	-19.24%	0.65%

1 Lamp LED 23.67% Lamp LED SMD LED
 2 SMD LED 20.26% SMD LED
 3 23.92%

7.43

2

	333,985,856.06	-20.35%
	109,851,722.17	-12.56%

75.25%

76.95% 24.75% 23.05%

3

√

4

√

5

√

6 10%

✓

7

1

2

3

2

✓

3

✓

1

✓

					197,795.35
					27,692.35
					89,856.85
					0
					0
					0
1		[2010]751	2010 7		5,500
	1.00	28.00		154,000	
	5,454.65		148,545.35	50,433.06	
98,112.29			2010 7 8		
2010	19880			25,071.63	87,236.13
2 2011	12 23			[2011]2084	

5	5	2012 4 27	5	5	3
	100		6.8%		750
			49,250	2012 5 8	
	2012 810A49				
	[2012]192		2012 6 21		
	"112083"	"11	"		
	2,620.72		2,620.72		

2

√ □

((1)	(2)	(%)(3)	
)			(2)/(1)	

		1,000	1,000	57.89	66.76	6.68%	2013 08 18			
	-	10,600	10,600		10,600		-	-	-	-
	-						-	-	-	-
	-	98,112.29	98,112.29	19,423.2	53,649.18	-	-		-	-
	-	197,795.35	197,795.35	27,692.35	89,856.85	-	-		-	-
		2008 5					2010 8			
					2012					
		2012 12								
	√ □									
			98,112.29		2010 8 10					10,600
			1,800						16,805.23	
		2012 6 30			10,600					
			1,780.10		2010 9 7					13,203.12
				22,479.86	TOP LED			2012 6 30		
		1,217.96	TOP LED		7,788.66			2010 12 20		
	2011 1 6				40,000					
			“		”		2012 6 30			
			30.703.27		2011 8 18					1,000

		9,029.31	2012 6 30	1,492.43
		66.76		
	<input type="checkbox"/>	√		
	<input type="checkbox"/>		<input type="checkbox"/>	
	<input type="checkbox"/>	√		
	<input type="checkbox"/>		<input type="checkbox"/>	
	√	<input type="checkbox"/>		
		2010 8 10		
		7,635.5925	(“ ”	
		6,988.5503 “LED ”	647.0422)	
	<input type="checkbox"/>	√		
	<input type="checkbox"/>	√		

3 ✓**4** ✓ ✓**2012 1-9****2012 1-9**

2012 1-9	-10%		-30%
2012 1-9	8,012.96		6,232.30
2011 1-9	89,032,907.55		
	1 SMD		LED
		2 LED	
	3 2012 5 3		

“

”

 ✓

“

”

 ✓ ✓

[2012]91

□ √

2011

□ √

1

3

2012 3 26

2011

2011

2011

2011

2011

2012

2012 4 23

2012

2012 6 25

< >

		3	3	0	0	
		3	3	0	0	
		3	3	0	0	
		3	3	0	0	
		3	3	0	0	
		3	2	1	0	
		3	3	0	0	
		3	3	0	0	

2

2011 4 18

2011

2011

2011

2011

2011

2011

2012

2

2

1 2012 3 26

2011

2011

2011

2011

2011

2012

2 2012 4 18

2012

3

www.cninfo.com.cn

□ √

√	□						
		2012 4 18	2011			2011	2011
		215,000,000		10	2.5		2011
		215,000,000		10	10	215,000,000	
			2012 5 18			2012 5 21	
		215,000,000	430,000,000				

□ √

□ √

1

□ √

2

□ √

3333

3

3

2 ✓**3** ✓**4** ✓ ✓ ✓**5****1****10****10****1** ✓**2** ✓**3** ✓**2** ✓

3

□ √

4

5

√ □

1

2008 11 17

200812030094 3,000

2008 11 17 2013 11 17

2009 8 24

20097210824 24

C6367732 C6367733

2009 8 24 2012 8 24

26,033,059.00 2009 8 25

20097210825 24

2008 06000643161

2009 8 25 2012 8 25

12,047,700.00

2

2011 4 28

NS20110428

“ LED ”

“LED ”

370

280

8,468

√ □

1 2011 8 18

5

2011 9 26

2011

2 2011 9 8

2011

3 2011 12 23

[2011]2084

5

5

4 2012 5 3

5

0.1

4.9

5

3

100

6.8%

[2011]372

2012

6 21

“11 ”

“112083”

1 5%

√ □

	1	1		2008 03 25	
	2	2	25%	2008 03 25	

		50%			
	3	3	/	/ 2008 03 25	
	1	1 2010 10 8 25%	50%	2010 10 08	

	2	2011 8 22 4,000	6,000	2011 8 22		
		<input checked="" type="checkbox"/> <input type="checkbox"/> <input type="checkbox"/>				
		<input type="checkbox"/> <input checked="" type="checkbox"/> <input type="checkbox"/>				

2

2012 01 10					
2012 02 09					
2012 05 15					

2012 05 17					
2012 06 12					

√

√

√

√

√

LED		2012 02 21	www.cninfo.com.cn
“863”		2012 02 21	www.cninfo.com.cn
2011		2012 02 24	www.cninfo.com.cn
		2012 02 24	www.cninfo.com.cn
		2012 03 07	www.cninfo.com.cn
		2012 03 28	www.cninfo.com.cn

2012 03 28

2012		2012 04 25	www.cninfo.com.cn
2011		2012 04 27	www.cninfo.com.cn
2011		2012 04 27	www.cninfo.com.cn
2011	——	2012 04 27	www.cninfo.com.cn
2011		2012 05 03	www.cninfo.com.cn
		2012 05 08	www.cninfo.com.cn
2011		2012 05 15	www.cninfo.com.cn
		2012 06 06	www.cninfo.com.cn
2011		2012 06 20	www.cninfo.com.cn

1

	1	1,655,933,590.16	1,448,716,264.56
		0.00	0.00
		0.00	0.00
		0.00	0.00

		0.00	0.00
		0.00	0.00
	23	60,564,520.51	50,318,524.49
		0.00	0.00
		0.00	0.00
	25	1,101,880.33	1,256,738.53
	26	3,645,354.24	3,568,028.66
		0.00	0.00
		788,903,493.52	558,822,628.31
		3,182,414,349.90	2,687,460,386.34
		0.00	35,000,000.00
		0.00	0.00
		0.00	0.00
		0.00	0.00
		0.00	0.00
		0.00	0.00
	32	220,109,183.17	176,636,633.20
	33	27,242,476.79	30,185,120.08
		0.00	0.00
		0.00	0.00
	34	11,878,037.14	14,002,977.44
	35	-12,834,903.48	-12,558,246.78
		0.00	73,930.30
	37	3,169,125.84	0.00
	38	17,225,674.10	13,706,159.33
		0.00	0.00
		0.00	0.00
		0.00	0.00
		0.00	0.00
		0.00	0.00
		0.00	0.00
		266,789,593.56	257,046,573.57

		0.00	0.00
	43	498,144,878.19	
		0.00	0.00
		0.00	0.00
		0.00	0.00
		0.00	0.00
	46	88,234,785.26	92,010,162.72
		586,379,663.45	92,010,162.72
		853,169,257.01	349,056,736.29
	47	430,000,000.00	215,000,000.00
	50	1,255,122,584.40	1,470,122,584.40
		0.00	0.00
		0.00	0.00
	51	51,393,244.83	51,393,244.83
		0.00	0.00
	53	367,690,984.79	379,354,711.39
		0.00	0.00
		2,104,206,814.02	2,115,870,540.62
		225,038,278.87	222,533,109.43
		2,329,245,092.89	2,338,403,650.05
		3,182,414,349.90	2,687,460,386.34

2

		1,278,786,211.44	890,970,673.33
		0.00	0.00
		104,630,503.68	76,050,137.38
	1	227,652,484.38	209,442,201.82
		11,042,270.70	6,082,307.74

		4,156,234.29	2,741,600.06
		0.00	0.00
	2	2,754,159.81	2,370,495.12
		292,002,851.33	275,435,878.23
		0.00	0.00
		0.00	0.00
		1,921,024,715.63	1,463,093,293.68
		0.00	0.00
		0.00	0.00
		0.00	0.00
	3	524,446,633.43	513,872,618.25
		0.00	0.00
		312,115,099.66	338,964,764.80
		67,039,545.58	30,531,217.30
		0.00	0.00
		0.00	0.00
		0.00	0.00
		0.00	0.00
		46,659,837.59	47,290,454.55
		0.00	0.00
		0.00	0.00
		401,095.04	447,375.26
		3,025,767.89	2,949,759.88
		0.00	0.00
		953,687,979.19	934,056,190.04
		2,874,712,694.82	2,397,149,483.72
		0.00	35,000,000.00
		0.00	0.00
		0.00	0.00
		214,330,856.09	185,764,041.73
		27,242,476.79	30,185,120.08
		7,563,695.24	11,397,458.65

		-14,411,521.54	-15,086,528.43
		0.00	73,930.30
		0.00	0.00
		16,318,502.41	12,500,266.02
		0.00	0.00
		0.00	0.00
		251,044,008.99	259,834,288.35
		0.00	0.00
		498,144,878.19	0.00
		0.00	0.00
		0.00	0.00
		0.00	0.00
		0.00	0.00
		28,234,785.26	32,010,162.72
		526,379,663.45	32,010,162.72
		777,423,672.44	291,844,451.07
		430,000,000.00	215,000,000.00
		1,255,122,584.40	1,470,122,584.40
		0.00	0.00
		0.00	0.00
		51,393,244.83	51,393,244.83
		360,773,193.15	368,789,203.42
		0.00	0.00
		2,097,289,□ □ □,□ □ 2,097,500,80, ,53P □ ,	

	54	445,885,245.42	546,110,450.53
		0.00	0.00
		0.00	0.00
		0.00	0.00
		0.00	0.00
	54	341,735,404.47	421,689,875.84
		0.00	0.00
		0.00	0.00
		0.00	0.00
		0.00	0.00
		0.00	0.00
		0.00	0.00
	56	2,661,191.25	666,329.39
		15,700,678.38	11,408,193.84
		46,695,659.51	44,001,722.04
		-3,614,153.37	-7,818,085.02
	59	2,124,093.18	1,597,349.60
“ ”		0.00	0.00
“ ”	58	-25,984.82	552,661.57
		-25,984.82	552,661.57
“ ”		0.00	0.00
“ ”		40,556,387.18	75,117,726.41
	60	10,461,875.59	4,261,050.28
	61	11,807.81	364,102.97
		5,353.40	61,330.76
“ ”		51,006,454.96	79,014,673.72
	62	8,245,886.28	19,138,803.77
“ ”		42,760,568.68	59,875,869.95

		0.00	0.00
		42,086,273.40	58,066,016.99
		674,295.28	1,809,852.96
		--	--
		0.098	0.135
		0.098	0.135
		0.00	0.00
		42,760,568.68	59,875,869.95
		42,086,273.40	58,066,016.99
		674,295.28	1,809,852.96

0.00


4

		432,745,713.37	528,552,987.07
		336,065,447.24	415,671,615.57
		2,180,842.50	233,844.03
		15,700,678.38	11,359,701.84
		38,162,852.86	37,771,703.58
		434,033.92	-6,262,786.18
		2,123,859.54	1,611,275.39
“ ”		0.00	0.00
“ ”		4,727,703.95	3,142,382.42
		-25,984.82	552,661.57
“ ”		42,805,702.88	71,310,015.26
		10,461,875.59	4,261,050.28

		11,807.81	362,102.97
		5,353.40	61,330.76
“ ”		53,255,770.66	75,208,962.57
		7,521,780.93	17,543,211.95
“ ”		45,733,989.73	57,665,750.62
		--	--
		0.00	0.00
		0.00	0.00
		0.00	0.00
		45,733,989.73	57,665,750.62

5

	332,023,482.70	333,370,862.17
	0.00	0.00
	0.00	0.00
	0.00	0.00
	0.00	0.00
	0.00	0.00
	0.00	0.00
	0.00	0.00
	0.00	0.00
	0.00	0.00
	0.00	0.00
	0.00	0.00
	0.00	0.00
	3,060,306.08	4,157,521.46
	15,664,019.32	19,192,096.59
	350,747,808.10	356,720,480.22
	188,168,400.77	305,733,275.84
	0.00	0.00



	508,973,052.38	202,927,616.96
	35,000,000.00	0.00
	49,952,285.68	53,899,060.24
	0.00	0.00
	31,237,358.26	0.00
	116,189,643.94	53,899,060.24
	392,783,408.44	149,028,556.72
	-9,520.13	-580,139.23
	183,787,870.80	-2,820,899.03
	1,366,747,793.53	1,368,161,321.30
	1,550,535,664.33	1,365,340,422.27

6

	318,099,678.48	315,016,135.02
	3,060,306.08	4,157,521.46
	7,745,909.75	17,507,862.71
	328,905,894.31	336,681,519.19
	206,087,554.46	318,799,892.21
	54,273,738.98	50,486,866.81
	22,258,030.87	19,310,465.24
	17,614,311.32	8,130,755.44
	300,233,635.63	396,727,979.70
	28,672,258.68	-60,046,460.51
	0.00	5,200,000.00
	4,753,688.77	2,589,720.85
	0.00	1,028.80

	0.00	0.00
	0.00	0.00
	4,753,688.77	7,790,749.65
	46,225,021.69	88,954,570.03
	10,600,000.00	404,150,000.00
	0.00	0.00
	0.00	0.00
	56,825,021.69	493,104,570.03
	-52,071,332.92	-485,313,820.38
	0.00	0.00
	0.00	0.00
	547,357,321.85	2,927,616.96
	547,357,321.85	2,927,616.96
	35,000,000.00	0.00
	49,952,285.68	53,899,060.24
	7,807,903.46	0.00
	92,760,189.14	53,899,060.24
	454,597,132.71	-50,971,443.28
	1,749.11	-459,599.63
	431,199,807.58	-596,791,323.80
	844,868,880.22	1,343,846,763.77
	1,276,068,687.80	747,055,439.97

7

	215,000,000.00	1,470,122,584.40			51,393,244.83		379,354,711.39		222,533,109.43	2,338,403,650.05
	215,000,000.00	1,470,122,584.40			51,393,244.83		379,354,711.39		222,533,109.43	2,338,403,650.05
“ ”	215,000,000.00	-215,000,000.00					-11,663,726.60		2,505,169.44	-9,158,557.16
							42,086,273.40		674,295.28	42,760,568.68
	0.00	0.00	0.00	0.00	0.00	0.00	0.00	0.00	0.00	0.00
							42,086,273.40		674,295.28	42,760,568.68
	0.00	0.00	0.00	0.00	0.00	0.00	0.00	0.00	5,000,000.00	5,000,000.00
1									5,000,000.00	5,000,000.00
2										
3										
	0.00	0.00	0.00	0.00	0.00	0.00	-53,750,000.00	0.00	-3,169,125.84	-56,919,125.84
1										0.00
2										
3							-53,750,000.00		-3,169,125.84	-56,919,125.84
4										
	215,000,000.00	-215,000,000.00	0.00	0.00	0.00	0.00	0.00	0.00	0.00	0.00
1	215,000,000.00	-215,000,000.00								
2										
3										

4										
										0.00
1										
2										
	430,000	1,255,12			51,393,		367,690,		225,038,2	2,329,245,
	,000.00	2,584.40			244.83		984.79		78.87	092.89

	215,000	1,470,12			39,928,		324,061,		9,733,363	2,058,846,
	,000.00	2,584.40			298.07		860.19		.88	106.54
	215,000	1,470,12			39,928,		324,061,		9,733,363	2,058,846,
	,000.00	2,584.40			298.07		860.19		.88	106.54
“ ”							4,316,01		200,083,3	204,399,38
							6.99		72.39	9.38
							58,066,0		1,809,852	59,875,869
							16.99		.96	.95
							58,066,0		1,809,852	59,875,869
							16.99		.96	.95
	0.00	0.00	0.00	0.00	0.00	0.00	0.00	0.00	200,000,0	200,000,00
									00.00	0.00
1									200,000,0	200,000,00
									00.00	0.00
2										
3										

	0.00	0.00	0.00	0.00	0.00	0.00	-53,750,000.00	0.00	-1,726,480.57	-55,476,480.57
1						0.00				
2										
3							-53,750,000.00		-1,726,480.57	-55,476,480.57
4										
	0.00	0.00	0.00	0.00	0.00	0.00	0.00	0.00	0.00	0.00
1										
2										
3										
4										
1										
2										
	215,000,000.00	1,470,122,584.40					39,928,298.07	328,377,877.18	209,816,736.27	2,263,245,495.92

							45,733,989 .73	45,733,989 .73
							45,733,989 .73	45,733,989 .73
	0.00	0.00	0.00	0.00	0.00	0.00	0.00	0.00
1								
2								
3								
	0.00	0.00	0.00	0.00	0.00	0.00	-53,750,00 0.00	-53,750,00 0.00
1								
2								
3							-53,750,00 0.00	-53,750,00 0.00
4								
	215,000,00 0.00	-215,000,0 00.00	0.00	0.00	0.00	0.00	0.00	0.00
1	215,000,00 0.00	-215,000,0 00.00						
2								
3								
4								
								0.00
1								
2								
	430,000,00 0.00	1,255,122, 584.40			51,393,244 .83		360,773,19 3.15	2,097,289, 022.38

	215,000,00 0.00	1,470,122, 584.40			39,928,298 .07		319,354,68 2.63	2,044,405, 565.10

	215,000,00	1,470,122,		39,928,298	319,354,68	2,044,405,	
	0.00	584.40		.07	2.63	565.10	
					3,915,750.	3,915,750.	
“ ”					62	62	
					57,665,750		
					.62		

		“ ” “ ”		“ ”	
		2002 9 30		“ ”	
2002 73 ”				2002	
12 4		4406001008039			
1,500		400	450	30	675
	45	9	375	25	
2003 3 20				2003	
500		330.50	9	169.50	
	2,000		22.5%		
2004 9 30				“ 2004 137 ”	
“ 2004 259 ”					
	22.5%				
2005 3 30		2005		2005	
1,000		400		600	
	3,000				
2006 12 11				4,000	
		2,619.99		65.50%	
120	3%		1,260.01	31.50%	
2007 3 1		2007			

5,500

21,500

2010 6 1

“

[2010]751 ”

002449

5,500

21,500

(2010)

19880

2012 4 18

2011

21,500.00

,

10

10

43,000

LED

“ ”

440600000000669

18

1

2006 2

—

38

2

3

1 1 12 31

4

5

1

2

6

1

1

2

2

7

8

1

2

“ ”

“ ”

“ ”

9

1

2

3

4

5

6

7

10

1

	200

2

		3 3 3 3
		3 3

√ □

	(%)	(%)
1 1	2%	2%
1 2	10%	10%
2 3	30%	30%
3		
3 4	50%	50%
4 5	80%	80%
5	100%	100%

--	--	--

✓

✓

3

11

1

2

✓

3

4

√ □ □

5

12

1

2

3

4

13

14

1

2

3

		%	%
	20	5%-10%	4.50%-4.75%
	7-11	5%-10%	9.00%
	5-6	5%-10%	15.83%-18.00%
	5	5%-10%	18.00%-19.00%
	5	5%-10%	18.00%-19.00%

	--	--	--

4**5****15****1****2**

3

4

17

18

19

1

2

3

4

5

6

20

1

2

3

21

22

1

2

23

1

2

3

4

24

25

1

2

3

26

1

2

27

1

1

2

2

1

2

3

28

29

30

31

32

$\sqrt{\quad}$

1

$\sqrt{\quad}$

2

□ √ □

33

□ √ □

1

□ √ □

2

□ √ □

34

1

		17
		5
		7%
		15% 25%

2

2008 12 16

GR200844000097

2008

2010

15%

2011

GF201144000152

([2008]111)

2008

([2008]985)

2012 15%

3

1

1

									(%)	(%)			
				2,000,000.00			16,488,113.75		60%	60%		9,179,498.11	
				10,000,000.00			10,000,000.00		100%	100%		0.00	
				600,000,000.00			600,000,000.00		66.67%	66.67%		201,012,584.55	
				100,000,000.00			25,000,000.00		60%	60%		9,866,209.80	
				15,000,000.00		LED	15,000,000.00		66.67%	66.67%		4,979,986.41	
												225,038,278.87	

2012 5 18

1500

LED

LED

66.67%

1000

2

10**1**

:	--	--	140,042.95	--	--	30,495.45
	--	--	140,042.95	--	--	30,495.45
	--	--	1,550,395,621.38	--	--	1,366,717,298.08
	--	--	1,538,954,013.06	--	--	1,351,392,494.06
USD	1,797,392.66	6.3249	11,368,328.84	2,363,092.44	6.3009	14,889,609.16
HKD	89,888.18	0.8152	73,278.64	536,813.70	0.8107	435,194.86
EUR	0.07	7.871	0.55			
GBP	0.03	9.8169	0.29			
	--	--	105,397,925.83	--	--	81,968,471.03
	--	--	105,397,856.70	--	--	81,936,078.60
USD	10.93	6.3249	69.13	5,140.92	6.3009	32,392.43
	--	--	1,655,933,590.16	--	--	1,448,716,264.56

1 6 30

2

2**1****2**

3**3****1**

	104,630,503.68	76,050,137.38
	104,630,503.68	76,050,137.38

2

3

	2012 01 30	2012 07 30	14,410,000.00	
	2012 02 15	2012 08 15	14,138,970.00	
	2012 05 15	2012 11 15	7,613,676.00	
	2012 02 28	2012 10 28	6,304,109.42	
	2012 03 05	2012 09 05	5,200,000.00	
	--	--	47,666,755.42	--

75,878,604.63 .

4

5**1**

	7,659,353.69	5,901,536.81	7,780,140.71	5,780,749.79
	7,659,353.69	5,901,536.81	7,780,140.71	5,780,749.79

2**6****1**

		(%)		(%)		(%)		(%)
	0.00		0.00		0.00		0.00	
1.	231,359,375.32	99.57%	5,531,791.10	2.39%	214,899,484.99	99.54%	4,812,767.08	2.24%
	231,359,375.32	99.57%	5,531,791.10	2.39%	214,899,484.99	99.54%	4,812,767.08	2.24%
	994,417.07	0.43%	994,417.07	100%	994,417.07	0.46%	994,417.07	0%
	232,353,792.39	--	6,526,208.17	--	215,893,902.06	--	5,807,184.15	--

□ √

√ □

--	--	--

		(%)			(%)	
1						
	--	--	--	--	--	--
	224,453,679.10	97.02%	4,489,073.58	211,133,570.34	98.25%	4,222,671.41
1	224,453,679.10	97.02%	4,489,073.58	211,133,570.34	98.25%	4,222,671.41
1 2	5,802,331.38	2.5%	580,233.14	3,229,898.98	1.5%	322,989.90
2 3	605,288.23	0.26%	181,586.47	42,953.72	0.02%	12,886.12
3	498,076.61	0.22%	280,897.91	493,061.95	0.23%	254,219.65
3 4	408,200.84	0.18%	204,100.42	467,433.04	0.22%	233,716.52
4 5	65,391.40	0.03%	52,313.12	25,628.91	0.01%	20,503.13
5	24,484.37	0.01%	24,484.37	0.00	0%	0.00
	231,359,375.32	--	5,531,791.10	214,899,484.99	--	4,812,767.08

✓

✓

	994,417.07	994,417.07	100%	994,417.07 5
	994,417.07	994,417.07	100%	--

2

			%	
			--	--

3

4

5

5

□ √

5

				(%)
		16,816,115.20	1	7.24%
Virginia Optoelectronics, Inc		14,118,000.37	1	6.08%
		13,834,379.00	1	5.95%
		9,507,962.11	1	4.09%
		9,239,349.89	1	3.98%
	--	63,515,806.57	--	27.34%

6

7

8

7

1

		(%)		(%)		(%)		(%)
	10,500,000.00	64.04%	0.00	0%	10,500,000.00	66.04%	0.00	0%

1.	5,897,091.70	35.96%	153,005.83	2.59%	5,385,232.83	33.87%	159,652.56	2.96%
	5,897,091.70	35.96%	153,005.83	2.59%	5,385,232.83	33.87%	159,652.56	2.96%
	0.00		0.00	0%	14,400.00	0.09%	0.00	0%
	16,397,091.70	--	153,005.83	--	15,899,632.83	--	159,652.56	--

√ □

	10,500,000.00	0.00	0%
	10,500,000.00	0.00	--

√ □

	(%)	(%)

□ ✓

□ ✓

□ ✓

2**3****4****5****5**

□ ✓

5

			(%)
	10,500,000.00		64.04%
	10,500,000.00	--	64.04%

1050

100% 2011 12 31

2011 109

6

				(%)
	10,500,000.00	1		64.04%
	2,400,000.00	1		14.64%
	856,314.67	1		5.22%
	250,000.00	1		1.52%

		220,000.00	1	1.34%
	--	14,226,314.67	--	86.76%

7**8****9****8****1**

			%		%
1	91,357,611.84	98.14%	94,165,492.16	99.17%	
1 2	1,189,004.44	1.28%	543,943.83	0.57%	
2 3	319,875.05	0.34%	14,990.00	0.02%	
3	225,000.00	0.24%	225,000.00	0.24%	
	93,091,491.33	--	94,949,425.99	--	

1

3

225,000.00

2

		37,059,235.20	2012 06 30	
INNOBIZ CO.,LTD.		4,657,607.52	2012 06 30	
		3,633,000.00	2012 06 30	

		3,581,500.00	2012 06 30	
Edwards Limited		3,506,816.16	2012 06 30	
	--	52,438,158.88	--	--

INNOBIZ CO.,LTD.

Edwards Limited

3**5****5**

□ √

4**9****1**

	40,618,717.05	596,661.83	40,022,055.22	40,937,432.43	767,097.85	40,170,334.58
	41,446,026.52		41,446,026.52	37,267,224.58		37,267,224.58
	212,104,874.99	1,570,105.40	210,534,769.59	199,603,411.99	1,605,092.92	197,998,319.07
	294,169,618.56	2,166,767.23	292,002,851.33	277,808,069.00	2,372,190.77	275,435,878.23

2

	767,097.85	62,987.34		233,423.36	596,661.83

	1,605,092.92	1,348,728.55		1,383,716.07	1,570,105.40
	2,372,190.77	1,411,715.89	0.00	1,617,139.43	2,166,767.23

3

1 16,566,973.10 6.01%
2 A B
3 “2 ”

10

11

1

2

12**1****2****13****14**

							(%)	(%)						
				LED	5,000,000.00	RMB	30%	30%	2,045,047.02	131,663.10	1,913,383.92	86,106.41	-86,616.08	

15

1

						(%)	(%)				
		64,829,750.00	64,829,750.00		64,829,750.00	15%	15%				
		4,150,000.00	4,150,000.00		4,150,000.00	8.3%	8.3%				
		10,000,000.00	10,000,000.00		10,000,000.00	0.2%	0.2%				
		3,000,000.00	3,000,000.00		3,000,000.00	5%	5%				
		600,000.00	0.00	574,015.18	574,015.18	30%	30%				
										0.00	
	--	82,579,750.00	81,979,750.00	574,015.18	82,553,765.18	--	--	--	0.00	0.00	0.00

2

1	2010	3	26	SemiLEDs Corporation		
				SemiLEDs		
			112,660,000	51,863,800	2.11	
			24,580,000	12.00%		
				2010	4	27
				12,965,950		6,145,000
				15.00%		
2	2011	3	10			
						10000
			830	8.30%	415	2011
						5
30						
3	2011	9	14			
				4000	0.2%	1000
			4000			6000
						60%
1500				2011	10	25
4						
						LED
			6000	20	300	
					300	5%
5	2011	9	20			
					500	150
						30%
			60		2012	2
					7	
6				574,015.18	0.7%	

16**1**

□ ✓

2

□ ✓

17**1**

	571,592,820.36		6,833,882.59	107,068.00	578,319,634.95
	83,878,810.42		0.00	0.00	83,878,810.42
	464,873,092.08		5,330,064.71	0.00	470,203,156.79
	7,514,440.50		733,884.00	0.00	8,248,324.50
	5,800,895.52		535,954.80	107,068.00	6,229,782.32
	9,525,581.84		233,979.08	0.00	9,759,560.92
--					
	225,091,545.30	0.00	33,372,269.33	101,714.60	258,362,100.03
	29,606,494.25		1,917,662.83	0.00	31,524,157.08
	181,908,985.39		30,048,475.51	0.00	211,957,460.90
	2,813,248.90		548,118.39	0.00	3,361,367.29
	3,570,806.17		341,013.70	101,714.60	3,810,105.27
	7,192,010.59		516,998.90	0.00	7,709,009.49
--			--		
	346,501,275.06		--		319,957,534.92
	54,272,316.17		--		52,354,653.34
	282,964,106.69		--		258,245,695.89
	4,701,191.60		--		4,886,957.21

	2,230,089.35	--	2,419,677.05
	2,333,571.25	--	2,050,551.43
	0.00	--	0.00
		--	
		--	
		--	
		--	
		--	
	346,501,275.06	--	319,957,534.92
	54,272,316.17	--	52,354,653.34
	282,964,106.69	--	258,245,695.89
	4,701,191.60	--	4,886,957.21
	2,230,089.35	--	2,419,677.05
	2,333,571.25	--	2,050,551.43

33,372,269.33

0.00

2**3**

□ √

4

√ □

	683,524.56

5

6


24	1983	

A	1	12,641,676.00		C6367733
		2009 8 24	2012 8 24	
2		6,842,566.00		C6367732
		2009 8 24	2012 8 24	
3		109,965,009.00		30,000,000.00
				2008
11 17	2013 11 17			
				10,600

18**1**

LED	65,020,874.60	0.00	65,020,874.60	28,512,546.32	0.00	28,512,546.32
	691,147.98	0.00	691,147.98	691,147.98	0.00	691,147.98
	3,000.00	0.00	3,000.00	3,000.00	0.00	3,000.00
PVC	1,324,523.00	0.00	1,324,523.00	1,324,523.00	0.00	1,324,523.00
	253,577,352.08	0.00	253,577,352.08	44,203,590.26	0.00	44,203,590.26
	300,000.00	0.00	300,000.00	300,000.00	0.00	300,000.00
	320,916,897.66	0.00	320,916,897.66	75,034,807.56	0.00	75,034,807.56

2



3**4****5**

LED

19

	163,504.01	36.67		163,540.68
	163,504.01	36.67	0.00	163,540.68

20**21****1** √**2** √**22**

23**1**

	56,071,006.45	11,346,877.16	0.00	67,417,883.61
1	51,005,655.15	11,124,000.00	0.00	62,129,655.15
2	5,065,351.30	222,877.16	0.00	5,288,228.46
	5,752,481.96	1,100,881.14	0.00	6,853,363.10
1	3,901,995.54	609,698.40	0.00	4,511,693.94
2	1,850,486.42	491,182.74	0.00	2,341,669.16
	50,318,524.49	0.00	-10,245,996.02	60,564,520.51
1	47,103,659.61	0.00	-10,514,301.60	57,617,961.21
2	3,214,864.88	0.00	268,305.58	2,946,559.30
	0.00	0.00	0.00	0.00
1				
2				
	50,318,524.49	0.00	-10,245,996.02	60,564,520.51
1	47,103,659.61	0.00	-10,514,301.60	57,617,961.21
2	3,214,864.88	0.00	268,305.58	2,946,559.30

1,100,881.14

2**3****24****25**

27

	5,966,836.71	712,377.29	0.00		6,679,214.00
	2,372,190.77	1,411,715.89	0.00	1,617,139.43	2,166,767.23
		0.00			0.00
	0.00				0.00
	0.00	0.00			0.00
	0.00	0.00			0.00
	0.00	0.00			0.00
					0.00
	8,339,027.48	2,124,093.18	0.00	1,617,139.43	8,845,981.23

28**29****1**

	0.00	35,000,000.00
	0.00	35,000,000.00

2**30**

33**1**

1	20,508,123.72	24,428,838.58
1 2	4,671,195.79	4,368,443.76
2 3	1,173,156.45	841,074.60
3	890,000.83	546,763.14
	27,242,476.79	30,185,120.08

2**5****5**

□ √

	1,620,000.00	
	455,000.00	
	250,207.26	
	244,500.00	
	200,000.00	

34

	13,799,113.42	68,543,674.43	70,629,431.73	11,713,356.12
	203,864.02	4,209,492.57	4,248,675.57	164,681.02
	0.00	6,997,716.73	6,997,716.73	0.00
	0.00	6,997,716.73	6,997,716.73	
	0.00	934,177.00	934,177.00	0.00
	0.00	299,964.38	299,964.38	0.00

	0.00	73,930.30
--	------	-----------

37

	3,169,125.84	0.00	
	3,169,125.84	0.00	--

2011

38**1**

1	7,587,919.14		4,068,404.37
1 2	0.00		0.00
2 3	0.00		0.00
3 4	3,500.00		3,500.00
4 5	0.00		0.00
5	9,634,254.96		9,634,254.96
	17,225,674.10		13,706,159.33

2**5 5**

□ √

3

1

2

4

	2,743,174.56	5	
	6,843,932.40	5	
	1,000,000.00	1	
	10587106.96		

39**40****1****2****3****41****42****1****2**

43

	500,000,000	2012 04 27	5	492,500,000		5,644,878.19		5,424,528.19	498,144,878.19

2011 12 23 [2011]2084
 5 5 2012 4 27 5 5 3
 100 6.8%

[2012]192 2012 6 21

“112083”

“11 ”

750

44

45

46

LED	3,095,864.70	3,424,689.06
	2,706,818.47	2,860,311.77
100lm/W LED	961,597.45	1,083,640.33

863	--	LED	876,840.62	976,926.56
			936,385.02	984,644.76
		LED	412,513.38	460,264.10
		LED	390,674.06	422,674.04
			1,048,757.89	1,178,130.55
			1,066,899.63	1,201,949.97
			91,757.36	93,228.05
			107,191.80	117,431.82
	()	49,699.40	58,301.00
			290,027.33	306,001.73
			341,347.03	378,496.81
			2,737,697.85	3,036,886.05
			1,265,978.44	1,334,257.24
		LED	343,672.61	380,822.39
			311,466.92	337,066.94
			757,869.28	823,202.60
		LED	38,807.51	42,253.91
		LED	924,868.90	970,744.12
			2,504,565.73	2,590,798.19
		LED	510,009.54	550,885.42
	LED	(200,000.00
		LED	84,525.63	89,078.37
		LED	63,500.26	72,460.30
		LED	271,727.98	291,866.64
		LED	0.00	782,400.00
		LED		500,000.00
		TOP LED	539,000.00	599,000.00
		LED	1,519,106.99	2,004,250.00

LED		1,300,000.00
LED	476,497.58	796,000.00
LED	87,500.00	175,000.00
(LED)		700,000.00
LED	3,244,258.91	
LED	60,000,000.00	60,000,000.00
	177,356.99	886,500.00
	88,234,785.26	92,010,162.72

2011 12 29 [2011]222 - LED
 1,000.00 1,000.00
 600.00 755,741.09

47

	215,000,000.00			215,000,000.00		215,000,000.00	430,000,000.00

3

2011 2011 12 31 21500
 10 10 21500 21500 43000

48

49

	53,750,000.00	
	367,690,984.79	--

- 1) 0.00
- 2) 0.00
- 3) 0.00
- 4) 0.00
- 5)

2012 4 18	2011	2011	2011 12 31	21500
10	2.5	53,750,000.00		
10 10		21500	21500	43000

54**1**

	443,837,578.23	544,940,889.51
	2,047,667.19	1,169,561.02
	341,735,404.47	421,689,875.84

2

√ □

	443,837,578.23	339,750,077.48	544,940,889.51	420,707,520.24
	443,837,578.23	339,750,077.48	544,940,889.51	420,707,520.24

3

√ □

1 Lamp LED	17,188,226.25	15,513,304.36	22,518,952.16	21,053,091.49
2 SMD LED	318,705,460.89	252,128,927.18	399,694,796.83	326,261,481.88
3	64,244,490.41	48,366,227.81	65,287,981.75	44,300,083.26
4	43,699,400.68	23,741,618.13	57,439,158.77	29,092,863.61
	443,837,578.23	339,750,077.48	544,940,889.51	420,707,520.24

4

√ □

	333,985,856.06	266,550,711.83	419,311,293.91	345,560,003.80
	109,851,722.17	73,199,365.65	125,629,595.60	75,147,516.44
	443,837,578.23	339,750,077.48	544,940,889.51	420,707,520.24

5

		(%)
	52,534,178.27	11.78%
	43,699,400.68	9.8%
	28,807,467.24	6.46%
	21,272,021.37	4.77%
	21,120,819.66	4.74%
	167,433,887.22	37.55%

100,225,205.11

18.35%

SMD

55

□ √

56

	63,632.74	50,723.47	
	1,515,242.45	359,103.46	
	1,082,316.06	256,502.46	
	2,661,191.25	666,329.39	--

1,994,861.86

299.38%

57**58****1**

	-25,984.82	552,661.57

	-25,984.82	552,661.57

2**3**

	-25,984.82		
		552,661.57	
	-25,984.82	552,661.57	--

59

	712,377.29	963,436.43
	1,411,715.89	633,913.17
	2,124,093.18	1,597,349.60

60**1**

		27,436.99
		27,436.99
		0.00
	10,459,689.46	4,225,165.29
	2,186.13	8,448.00
	10,461,875.59	4,261,050.28

2

	1,935,947.95	3,697,735.29	
	7,895,679.51	0.00	
	0.00	0.00	
	344,600.00	408,555.00	
	283,462.00	118,875.00	
	10,459,689.46	4,225,165.29	--

6,200,825.31

145.52%

61

	5,353.40	61,330.76
	5,353.40	61,330.76

	0.00	0.00
	0.00	0.00
	0.00	300,000.00
	15.00	30.00
	6,439.41	742.21
	0.00	2,000.00
	11,807.81	364,102.97

62

	8,323,211.86	20,158,125.98
	-77,325.58	-1,019,322.21
	8,245,886.28	19,138,803.77

63

1

	42,086,273.40	58,066,016.99
	430,000,000.00	430,000,000.00(1
/	0.098	0.135
	215,000,000.00	430,000,000.00
	215,000,000.00	
	430,000,000.00	430,000,000.00

1

9 —

34 —

2012

2

64**65****1**

	8,127,220.45
	6,684,312.00
	852,486.87
	15,664,019.32

18.38%

2

	20,852,392.94
	20,852,392.94

101.05%

3**4****5**

--	--

	3,973,052.38
	3,973,052.38

35.71%

6

	31,237,358.26
	31,237,358.26

66**1**

1	--	--
	42,760,568.68	59,875,869.95
	2,124,093.18	1,597,349.60
	33,372,269.33	28,369,859.40
	1,100,881.14	715,609.31
	154,858.20	88,550.82
“ ”	5,353.40	33,893.77
“ ”		0.00
“ ”		0.00
“ ”	638,093.40	0.00
“ ”	25,984.82	-552,661.57
“ ”	-77,325.58	-1,019,322.21
“ ”		0.00
“ ”	-16,361,549.56	-71,409,072.15
“ ”	-49,145,956.82	-189,938,331.16

	“ ”	17,260,050.59	109,580,249.75
			0.00
		31,857,320.78	-62,658,004.49
2		--	--
3		--	--
		1,550,535,664.33	1,365,340,422.27
		1,366,747,793.53	1,368,161,321.30
		183,787,870.80	-2,820,899.03

2

3

		1,550,535,664.33	1,366,747,793.53
		140,042.95	30,495.45
		1,550,395,621.38	1,366,717,298.08
		1,550,535,664.33	1,366,747,793.53


67

“ ”

1**2****1****2**

								(%)	(%)	
						2,000,000. 00		60%	60%	76102960- 9
						10,000,000 .00		100%	100%	56666875- 5
						600,000,00 0.00		66.67%	66.67%	57016074- 3
						100,000,00 0.00		60%	60%	58438011- 4
						15,000,000 .00		66.67%	66.67%	59627791- 5

3



4

2012 6 30

8.19%

14.03%

5.58%

5.49%

51%

8,280

19.26%

14,313.52

33.29%

14.03%

5

1

2 /

3

4

5

6

7

6

1

2

3

4

5

1

2

1

2

5

6

7

1

1

		(%)		(%)		(%)		(%)
	0.00		0.00		0.00		0.00	
1.	233,173,640.40	99.58%	5,521,156.02	2.37%	214,241,815.51	99.54%	4,799,613.69	2.24%
	233,173,640.40	99.58%	5,521,156.02	2.37%	214,241,815.51	99.54%	4,799,613.69	2.24%
	994,417.07	0.42%	994,417.07	0%	994,417.07	0.46%	994,417.07	0%
	234,168,057.47	--	6,515,573.09	--	215,236,232.58	--	5,794,030.76	--

□ √

√ □

3**4****5****5**

□ √

5

□ √

6

				(%)
		16,816,115.20		7.18%
Virginia Optoelectronics, Inc		14,118,000.37		6.03%
		13,834,379.00		5.91%
		9,507,962.11		4.06%
		9,239,349.89		3.95%
	--	63,515,806.57	--	27.12%

“ ” “ ”

7**8****9**

2

1

		(%)		(%)		(%)		(%)
	0.00		0.00		0.00		0.00	
1.	2,846,146.74	100%	91,986.93	3.23%	2,471,880.73	100%	101,385.61	4.1%
	2,846,146.74	100%	91,986.93	3.23%	2,471,880.73	100%	101,385.61	4.1%
	0.00		0.00		0.00		0.00	
	2,846,146.74	--	91,986.93	--	2,471,880.73	--	101,385.61	--

4	5	800.00	0.02%	640.00	800.00	0.03%	640.00
5			0%		0.00	0%	0.00
		2,846,146.74	--	91,986.93	2,471,880.73	--	101,385.61

7

8

9

3

						(%)	(%)				
1											
		9,892,868 .25	9,892,868 .25		9,892,868 .25	60%	60%				4,753,688 .77
		10,000,00 0.00	10,000,00 0.00		10,000,00 0.00	100%	100%				
		400,000,0 00.00	400,000,0 00.00		400,000,0 00.00	66.67%	66.67%				
		15,000,00 0.00	15,000,00 0.00		15,000,00 0.00	60%	60%				
		10,000,00 0.00	0.00	10,000,00 0.00	10,000,00 0.00	66.67%	66.67%				
2											

3			0.00								
		600,000.00		574,015.18	574,015.18	30%	30%				
4											
		64,829,750.00	64,829,750.00		64,829,750.00	15%	15%				
		4,150,000.00	4,150,000.00		4,150,000.00	8.3%	8.3%				
		10,000,000.00	10,000,000.00		10,000,000.00	0.2%	0.2%				
	--	524,472,618.25	513,872,618.25	10,574,015.18	524,446,633.43	--	--	--	0.00	0.00	4,753,688.77

10,574,015.18

2.06%

4**1**

	430,037,171.17	526,777,453.18
	2,708,542.20	1,775,533.89
	336,065,447.24	415,671,615.57

2√

	430,037,171.17	334,080,120.25	526,777,453.18	414,083,287.10
	430,037,171.17	334,080,120.25	526,777,453.18	414,083,287.10

3√

Lamp LED	17,188,226.25	15,513,304.36	22,518,952.16	21,053,091.49
SMD LED	318,705,460.89			328,569,655



	28,807,467.24	6.65%
	21,272,021.37	4.92%
	21,120,819.66	4.88%
	153,633,480.16	35.5%
	153,633,480.16	35.5%

95,807,273.70

18.13%

SMD

5

1

	4,753,688.77	2,589,720.85
	-25,984.82	552,661.57
	4,727,703.95	3,142,382.42

2

	4,753,688.77	2,589,720.85	
	4,753,688.77	2,589,720.85	--

1.

2.

5%

5

3

	0.00	552,661.57	2011
	-25,984.82	0.00	2012 2
	-25,984.82	552,661.57	--

1.

2.

5%

5

6

1	--	--
	45,733,989.73	57,665,750.62
	2,123,859.54	1,611,275.39
	32,871,055.33	28,003,109.99
	853,494.12	551,375.75
	46,280.22	0.00
“ ”	5,353.40	33,893.77
“ ”		0.00
“ ”		0.00
“ ”	638,093.40	0.00
“ ”	-4,727,703.95	-3,142,382.42
“ ”	-76,008.01	-1,014,417.33
“ ”		0.00
“ ”	-16,361,549.56	-71,409,072.15
“ ”	-51,823,517.56	-175,955,903.96
“ ”	19,388,912.02	103,609,909.83
	28,672,258.68	-60,046,460.51
2	--	--
3	--	--
	1,276,068,687.80	747,055,439.97

	844,868,880.22	1,343,846,763.77
	431,199,807.58	-596,791,323.80

7**1**

	%		
	1.99%	0.098	0.098
	1.57%	0.077	0.077

2**(**

1	2012 6 30	10,463.05	37.58%		
2	2012 6 30	32,091.69	327.69%	LED	
3	2012 6 30	0.00	100.00%		
4	2012 6 30	0.00	100.00%		
5	2012 6 30	49,814.49		2012 4 27	5
6	2012 6 30	43,000.00	100.00%		10 10
7		44,588.52	18.35%	SMD	
8		4,208.63	27.52%		18.35%
5		564.49			
9		5,878.22	23.51%		37.63% 6.12%
			53.77%		564.49

1	2012
2	()
3	

2012 08 14